






## CROSS COUNTRY SKIING IN THE HEART OF THE DOLOMITES

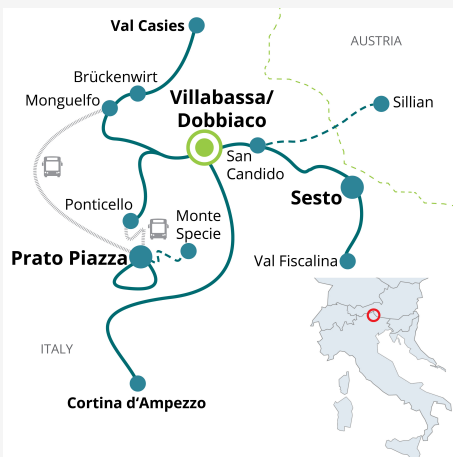
 Self-guided tour

 Winter tour

 75-215 km

 Easy

Duration: 8 days / 7 nights



## DESCRIPTION

During your cross-country skiing tour, you will admire the impressive mountains of the Dolomites including the famous Three Peaks, going from Dobbiaco to Cortina d'Ampezzo or the "sundial" of Sesto – a natural spectacle in the Fischleintal valley. You will experience the sunny valley of Casies and the breathtaking valley of Braies with the serenity of pure nature on Prato Piazza – 2,000 metres above sea level. As there are several variants on each day, the tour is suitable for good trained athletes as well as for not experienced skiers. All the tracks are prepared for both classic and free technique (skating).

## DETAILED ROUTES

### 📍 Day 1: Alta Pusteria (Villabassa/Dobbiaco)

Individual arrival at the hotel in Dobbiaco/Villabassa. Free, unguarded public car park near the hotel.

### 📍 Day 2: Villabassa/Dobbiaco - Sesto

(approx. 15 - 45 km)

The perfectly groomed trail leads across meadows, fields and through snow-covered winter forests, starting from the Alta Pusteria via San Candido to the mountaineering village of Sesto. Particularly well-trained cross-country skiers can extend the tour by taking a detour across the Austrian border to Sillian, if the snow conditions are good.

### 📍 Day 3: Roundtrip Sesto - Val Fiscalina

(approx. 10 - 20 km)

The trail through the idyllic Fischlein valley in Sesto is undoubtedly one of the most scenic in the Dolomites. The rugged Dolomite peaks of the „Sundial“ of Sesto. Enjoy a fantastic view, a hot cappuccino and delicious South Tyrolean specialities in the Talschlusshut.

### 📍 Day 4: Sesto - Braies/Prato Piazza

(approx. 25 - 45 km)

Along the river of Sesto, you ski through the thick spruce forest back to San Candido, the cultural centre of the Alta Pusteria at the foot of the Haunold. In Dobbiaco you will pass the Nordic Arena cross-country skiing centre and then glide across vast fields of snow, past the beautiful village of Villabassa, into the natural Braies Valley. The shuttle bus will finally take you to the hotel on the unique high plateau Prato Piazza.

### 📍 Day 5: Circular trail Prato Piazza and now shoe hiking to Monte Specie

(one lap approx. 6 km)

Today's cross-country day is dedicated to the exploration of the well-known high plateau. At the foot of the Croda Rossa and the Picco Vallandro, you can trace your tracks in the snow on the circular trail. There is also the option of taking a snowshoe hike to the Monte Specie. If the air is clear, you can enjoy an unforgettable panoramic view of the Dolomites of Sesto and Ampezzo from there.

### 📍 Day 6: Val Casies – Villabassa/Dobbiaco

(approx. 10 - 40 km)

In the morning transfer from Prato Piazza to Monguelfo/Val Casies. You ski on the wide, sunny valley floor through dreamy winter landscapes and past picturesque farmhouses. Several restaurants along the route invite you to stop for a refreshment. Depending on your motivation, you can go back to Monguelfo and from there across the fields to Villabassa or Dobbiaco. Otherwise it is possible to shorten the stage using public transport.

### 📍 Day 7: Villabassa/Dobbiaco – Valle di Landro/Cortina d'Ampezzo

(approx. 10 - 60 km)

Starting from the cross-country skiing center Nordic Arena, where the world's best cross-country skiers every year compete for important World Cup points on the challenging circular trails, you can glide on the line of the former Dolomites railway into the Landro Valley. You can decide whether you like to stop for apple strudel and coffee already at the lake of Dobbiaco, continue to the "Three Peaks View" and take a look at the symbol of the

# DOLOMITI XC-SKI-SAFARI

Dolomites, or even go on through several tunnels and over an old railway bridge the "Queen the Dolomites", Cortina d'Ampezzo. The return trip is possible by public transport.

## Day 8: Altopusteria (Villabassa/Dobbiaco)

Individual departure or possibility to extend your stay.

## GENERAL INFORMATION

- **Classification:** Self-guided tour
- **Duration:** 8 days / 7 nights
- **Distance:** ca. 75-215 km
- **Starting point:** Toblach
- **Arrival:**

**By car:** on the Brenner/Brennero motorway (A22) to Brixen/Bressanone – take the exit “Brixen-Pustertal”, then through the valley Pustertal/Valle Pusteria (SS49) to Niederdorf/Villabassa or Toblach/Dobbiaco, depending on the location of your hotel or drive along the Felbertauernstraße to Lienz in Eastern Tyrol (Austria) and then further into Italy through the valley Pustertal/Valle Pusteria to Toblach/Dobbiaco or Niederdorf/Villabassa, depending on the location of your hotel. You can plan your itinerary on: [www.viamichelin.it](http://www.viamichelin.it) or [www.google.com/maps](http://www.google.com/maps).

**By train:** take the train from Innsbruck over the Brenner/Brennero to Franzensfeste/Forzezza. Change the train to the valley Pustertal/Valle Pusteria - Lienz and get off either at Niederdorf/Villabassa or Toblach/Dobbiaco depending on the location of your hotel. Timetable available on: [www.deutschebahn.com](http://www.deutschebahn.com) , [www.oebb.at](http://www.oebb.at), [www.trenitalia.com](http://www.trenitalia.com)

**By plane:** Low-cost flights are available to Treviso and Venice. We can organise transfers from the airport to the starting point of the cycle tour on request.

- **Accommodation:**

Hotel 3\*\*\* and 4\*\*\*\* category (mostly with sauna and/or indoor pool).

**Attention:** The tourist tax (if requested) has to be paid on the spot!

- **Parking:**

Free and unguarded parking facilities for the duration of the tour at a nearby public parking area.

- **Rental bikes:**

### INCLUDED SERVICES

- Accommodation in hotels 3\*\*\* and 4\*\*\*\* category (mostly with sauna and/or indoor pool)
- Breakfast buffet or full breakfast
- Dinner
- Videobriefing
- Ticket fees for the use of the cross-country tracks
- Transfer to Prato Piazza/Plätzwiese and Valle di Casies
- Luggage transfer from hotel to hotel

### NON INCLUDED SERVICES

- Arrival to the starting point of the tour
- Departure at the end of the tour
- Drinks, tourist tax and all extras
- Lunch
- Not mentioned entries
- Travel insurance
- All not expressly mentioned under "Included services"

# DOLOMITI XC-SKI-SAFARI

- Well planned routes
- Detailed documents (maps, route description, places to visit, important telephone numbers)
- Telephone service hotline for the entire tour

# DOLOMITI XC-SKI-SAFARI

## STARTING DATES

Available - arrival possible Not Available Available for groups from 6 persons and on request

### January

Mon	Tue	Wed	Thu	Fri	Sat	Sun
1	2	3	4	5	6	7
8	9	10	11	12	13	14
15	16	17	18	19	20	21
22	23	24	25	26	27	28
29	30	31				

### February

Mon	Tue	Wed	Thu	Fri	Sat	Sun
			1	2	3	4
5	6	7	8	9	10	11
12	13	14	15	16	17	18
19	20	21	22	23	24	25
26	27	28	29			

### March

Mon	Tue	Wed	Thu	Fri	Sat	Sun
					1	2
					3	4
4	5	6	7	8	9	10
11	12	13	14	15	16	17
18	19	20	21	22	23	24
25	26	27	28	29	30	31

## PRICES

### Standard

Package price in a double room with half board	from 07/01/2024 to 03/03/2024	1.049 €
Package price high season	from 03/02/2024 to 28/02/2024	1.147 €
Single room surcharge		70 €

### Additional services

Ski Wax Classic + ski sticks	59 €
Ski Fish Scales Classic + ski sticks	59 €
Ski Skating + ski sticks	59 €
Ski Skating + shoes + ski sticks	69 €
Ski wax Classic + shoes + ski sticks	69 €
Ski Fish Scales Classic + shoes + ski stocks	69 €
own equipment CC	0 €